



MAKER ED

LEARNING IN THE MAKING: Visual Poetry

INTRODUCTION

Words fall
onto an empty page
fill it with shapes and sounds
of feelings I found around
while walking, dreaming, waking.
This is poetry.

Poetry is all around us - in books and magazines and in the lyrics to your favorite hip hop song. A **visual poem** (sometimes known as a **concrete poem**) is a written poem that creates a visual image that relates to its meaning. A visual poem may use spaces between words and letters, breaks between lines, and even alternative spellings of words to produce a visual effect.

MORE ABOUT POETRY

- It can be written or it can be spoken out loud. It can be short, and it can be long.
- It explores the relationship between sound and meaning, sometimes using rhyme and repetition of words.

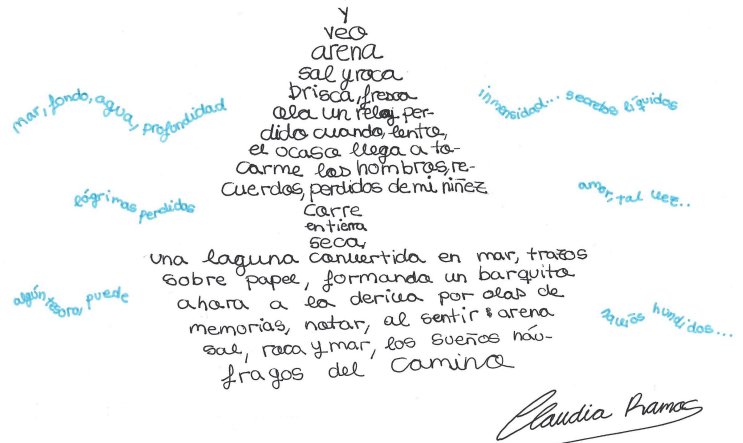
YOUR CHALLENGE

You will tap into your wealth of words to compose a poem about any object you choose *in the shape of that object*.



Tools & Materials of Making

- **Paper:** any kind or color
- **Writing implements:** pens, pencils, markers - try an assortment of kinds and colors!
- **Optional:** scissors (for cutting), tape or glue (for pasting or connecting), water color paints (for splashes of color and texture)
- **Your imagination!**



visual poem by Claudia Ramos

Subject

Language Arts



Standards

CCSS.ELA-
LITERACY.SL.K.4

Describe familiar people, places, things, and events and, with prompting and support, provide additional detail.



Grades

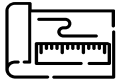
K-2nd
3-5th
6-8th
9-12th



Key Terms

- Poetry

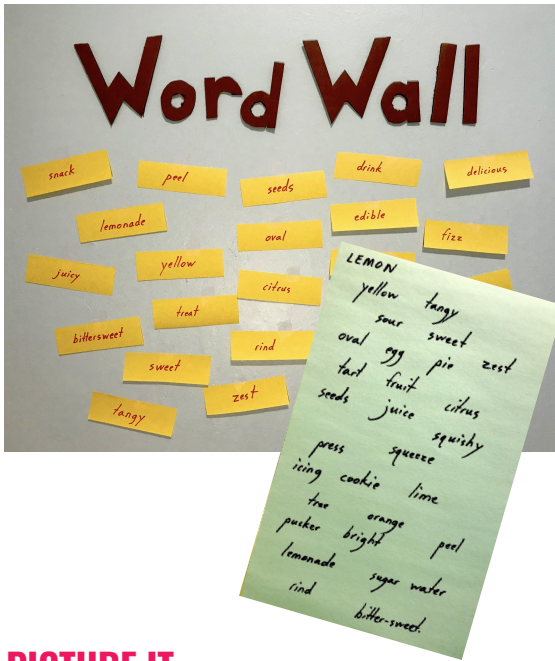




ACTIVITY INSTRUCTIONS


CHOOSE AN OBJECT

Start by choosing an object to inspire your imagination and tap into your wealth of words. Maybe your object is related to a particular topic or theme. Maybe it's just the closest object to you.




BUILD A WORD BANK

What words does your object make you think of? What does it look, feel, sound, or smell like? Keep a running list of all of the words you think of. Record them in your journal or add them to a word wall. Feeling stuck? See tips to the right.



PICTURE IT

Give a visual shape to your poem. Start by drawing an outline of your object. You can trace your object by hand or draw it by sight.



COMPOSE YOUR POEM

Maybe it's about a feeling your object evokes or an idea your object represents.

- Refer to your word bank for inspiration.
- Use the outline you drew as a guide - fill in the inside or trace the outside with words.
- Use color to add meaning and texture.

Share & Reflect



- Share your poem with others. Ask them how it makes them feel and what they notice.



Tips & Tricks for exploring and expanding your wealth of words



Words can evoke different feelings and meanings **in different languages** based on our experience.



Say the words you write **out loud**. What other words sound like these?



Group together or draw lines between words that sound (or look) alike, or have similar meanings.



Color-code words by how they make you feel.



MAKER ED

Share your project!
@MakerEdOrg
#MakerEdAtHome
#shapepoem



Watch this activity video here:
bit.ly/MakerEdPoetry



For more resources, visit us:
makered.org

